

E-Pariksha

(There is no better way of Conducting Examination like this?)

E-Pariksha is a software that involves in automating the VTU affiliated institutions examinations and admissions. This software eradicates the complete paper work and eases the job of VTU examinations online.

e-Pariksha is designed to do the following

1. Admission
2. Exam Registrations
3. Room Allotment
4. Information (Variety of Reports) - Required by VTU
5. USN Change System (Change of Branch, College)
6. Absent Marking & Reports
7. Student Form to Find Exam Details
8. Certificates

This software also completely triggered to hold future changes and adoptability like Adding courses, Users etc.

Software will be supplied with License Copies

- Microsoft Visual Studio
- Microsoft Sql Server 2005
- Crystal Reports

Contact Details

Latesh KJ
tnrit.com
9900550607
latesh@tnrint.com

Admission Module :

This unit of software allows VTU institutions to admit the students and enroll them to respective course with full details and also links them to various divisions for later use cases.

E-Admission - Admission Page - Microsoft Internet Explorer

Address: http://localhost:1639/admit/Register.aspx

Candidate Name Sex Male Female

Year Admitted

Admission Order No

CET/COMEDK Rank

Branch

Previous Qual

PUC/DIP/XII AGG

Board/Univesity

Pass Year

Nationality

CET Fees

Admission Date

Admission Quota

CET/COMEDK Allot No

Category

Caste/Religion

PUC/XII/Dip%

Date of Birth

Reg No

State

CET Allot Date

College Fees

Receipt No

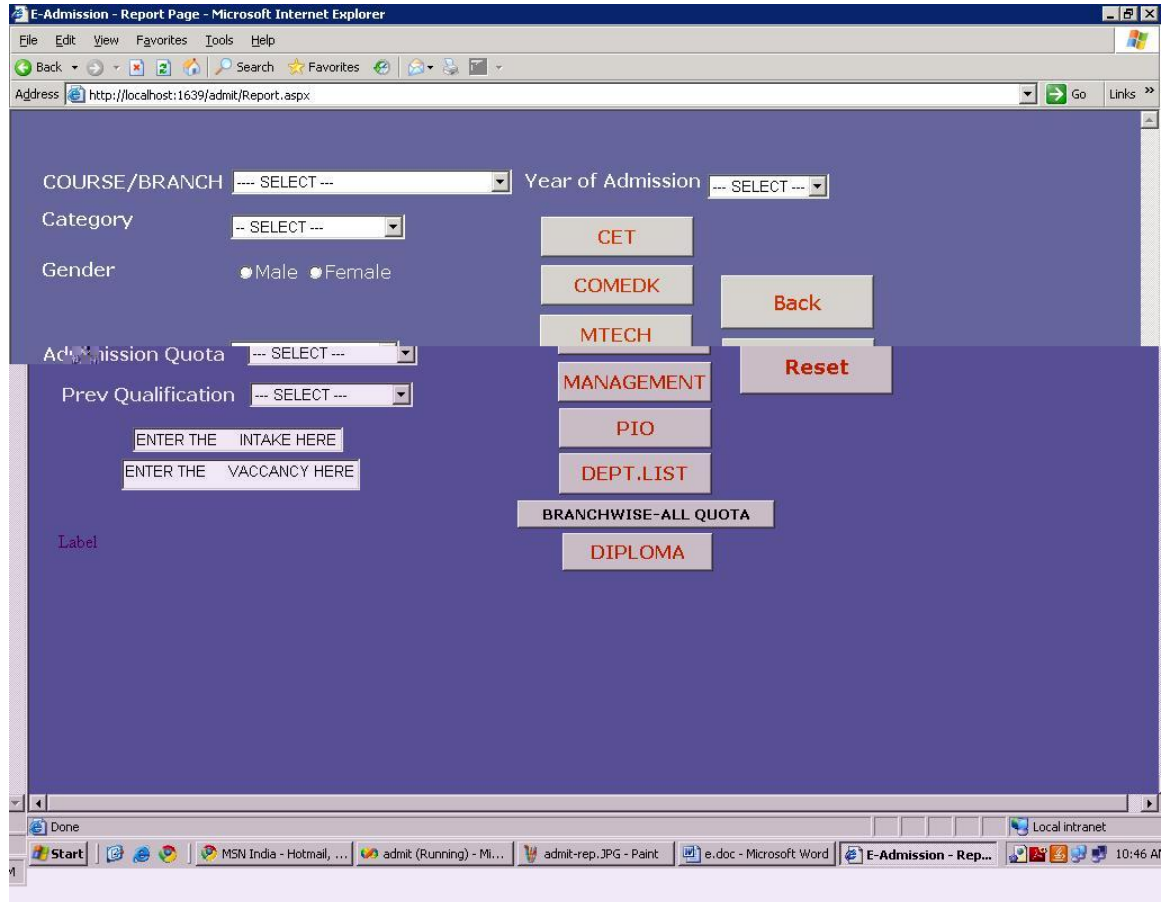
ERR:

Done Local intranet

Start Hotmail - latesh.kj@... admit (Running) - Mi... candidate-report.JP... Document1 - Microso... E-Admission - Ad... 10:31 AM

Admission Report Module:

This unit of software allows VTU institutions to generate various kinds of reports that are required by University and College Activities and for the students also.



Examination Registration Module

This unit of software enables registering students to examination of various courses like (UG, PG & Research). The examination application is automated to software to save paper and ease the operation accurate and fast.

The screenshot shows a web browser window titled "Untitled Page - Microsoft Internet Explorer" with the address bar displaying "http://localhost:4367/epari/registration.aspx". The application interface includes a top navigation menu with buttons for ADMINISTER, APPLICATION, ALLOTMENT, INFORMATION, CREDENTIALS, EXTRAS, ADMISSIONS, and WALKOUT. Below this is a sub-menu with buttons for REGISTRATION, UPDATION, SUBJECT ENTRY, EDIT USN, and DELETE EXAM REGN.

The main form area contains the following fields and controls:

- USN:
- Batch:
- Gender: M F
- Course:
- Semester:
- Name:
- Exam Term:
- Cycle: Phy Che
- Category:

Below the form fields are five columns for subject selection: Regular, Elective, O-Elective, H-Elective, and Regd.Subjects. To the right of these columns is a "FEE DETAILS" section with input fields for Exam, Fine, Application, Marks Card, and Total (all set to 0). A "Total:" label is positioned below the Marks Card field.

On the far right, there are several buttons: ALL SUBJECTS, SINGLE SUBJECT, REMOVE SUB, RESET ALL, NEXT APPLICA, and REGISTER USN.

The bottom section of the page is a large yellow area with the heading "REGISTERED SUBJECT CODE AND SUBJECT NAME" and a large empty table structure.

The Windows taskbar at the bottom shows the Start button, a "Done" indicator, and several open applications: Hotmail - latesh.kj@hotmail..., epari (Running) - Micro..., Untitled Page - Micro..., and login.JPG - Paint. The system clock shows the time as 10:24 AM.

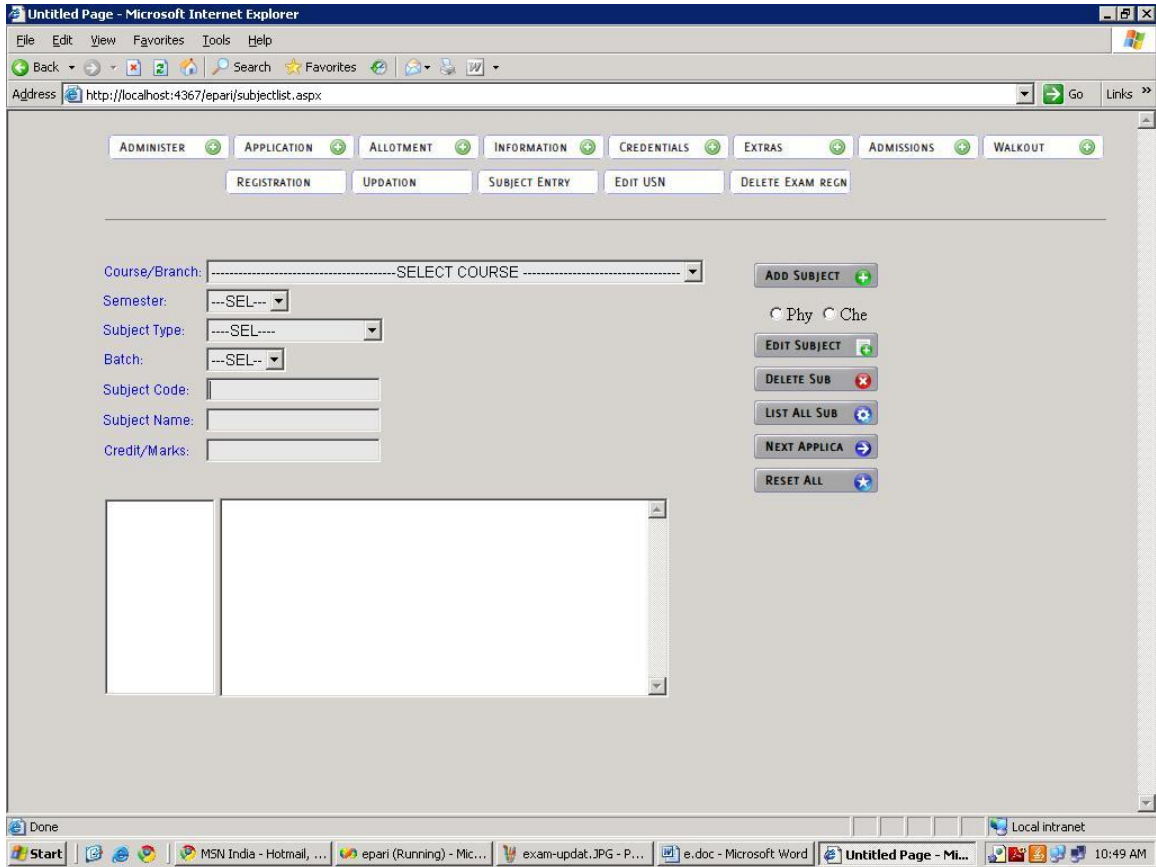
Examination Updating Module

This unit of software enables making changes to USN exam registrations and also holds the history of examination details of the student.

The screenshot shows a web browser window titled "Untitled Page - Microsoft Internet Explorer" with the address bar displaying "http://localhost:4367/epari/updation.aspx". The application interface includes a top navigation menu with buttons for ADMINISTER, APPLICATION, ALLOTMENT, INFORMATION, CREDENTIALS, EXTRAS, ADMISSIONS, and WALKOUT. Below this is a sub-menu with buttons for REGISTRATION, UPDATION, SUBJECT ENTRY, EDIT USN, and DELETE EXAM REGN. The main form contains input fields for USN, Course (with a dropdown menu), Exam Term (with two dropdown menus), Batch, Semester, Cycle (with radio buttons for Phy and Che), Gender (with radio buttons for M and F), Name, and Category. There are also five columns for subject selection: Regular, Elective, O-Elective, H-Elective, and Regd.Subjects. To the right of these columns are input fields for Exam Fee, Fine, Marks Card, and Application, each with a corresponding button: REMOVE SUB, UPDATE USN, SINGLE SUBJECT, and NEXT APPLICATION. A Total field with a RESET ALL button is also present. Below the subject selection area is a section titled "REGISTERED SUBJECT CODE AND SUBJECT NAME" with a large empty table. A tooltip for "ASP.NET Development Server" is visible in the bottom right corner, showing the URL "http://localhost:4367/epari". The Windows taskbar at the bottom shows the Start button and several open applications, including MSN India, epari (Running), admit-rep.JPG - Paint, e.doc - Microsoft Word, and the current browser window. The system clock shows 10:47 AM on 11/11/2007.

Subject Entry Module

This unit of software enables you to add/edit/update/delete new subjects of various courses for registering students to relevant exams.



USN Editing

This unit of software enables you perform change of branch and course, early registering of USN to exams.

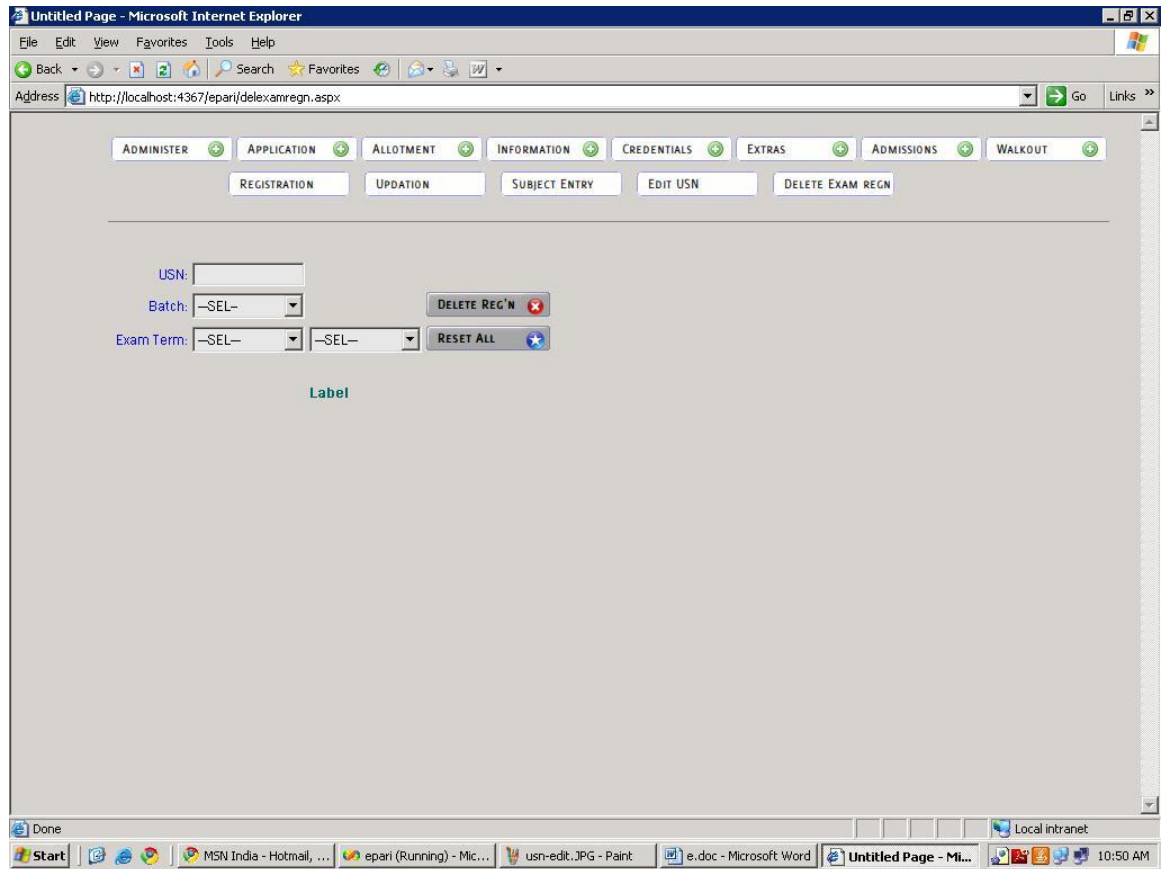
The screenshot shows a web browser window titled "Untitled Page - Microsoft Internet Explorer" with the address bar displaying "http://localhost:4367/epari/editusn.aspx". The page features a navigation menu at the top with buttons for ADMINISTER, APPLICATION, ALLOTMENT, INFORMATION, CREDENTIALS, EXTRAS, ADMISSIONS, and WALKOUT. Below this, a secondary menu includes REGISTRATION, UPDATION, SUBJECT ENTRY, EDIT USN, and DELETE EXAM REGN. The main content area contains a form for editing USN details:

- Course/Branch: A dropdown menu with the text "SELECT COURSE" and a right-pointing arrow.
- Batch: A dropdown menu with the text "--SEL--" and a right-pointing arrow.
- Student Name: A text input field.
- Gender: Radio buttons for M and F.
- Category: A dropdown menu with the text "--SEL--" and a right-pointing arrow.
- Old USN: A text input field.
- New USN: A text input field.

Buttons for "UPDATE USN" and "RESET ALL" are positioned to the right of the form fields. The browser's status bar at the bottom shows "Done" and "Local intranet". The taskbar at the very bottom displays the Start button and several open applications: MSN India - Hotmail, epari (Running) - Mic..., sub-entr.JPG - Paint, e.doc - Microsoft Word, and the current "Untitled Page - Mi..." window. The system clock shows 10:50 AM.

Delete Exam Regn

This unit of software enables you to delete exam registrations.



Room List Management

This unit of software enables you make arrangements of rooms for the examination exams.

The screenshot shows a web browser window titled "Untitled Page - Microsoft Internet Explorer" with the address bar displaying "http://localhost:4367/epari/roomlist.aspx". The application interface includes a navigation menu with buttons for ADMINISTER, APPLICATION, ALLOTMENT, INFORMATION, CREDENTIALS, EXTRAS, ADMISSIONS, and WALKOUT. Below this, there are sub-navigation buttons for ROOM LIST, ROOM ALLOTMENT, and AB MARKING. The main content area features a form with a "Room Name" dropdown menu (currently showing "SELECT ROOM"), and input fields for "Max Capacity" and "Current Capacity". A table displays the room list with columns for Room Name, Capacity, and Current Capacity. To the right of the table are buttons for ADD ROOM, UPDATE ROOM, DELETE ROOM, RESET ALL, and RESTORE CAP. The table data is as follows:

Room Name	Capacity	Current Capacity
AL301	24	24
AL302	24	24
AL303	24	24
AL304	24	24
AL305	24	24
AL306	24	24
AL307	18	18
AL308	18	18
AUDITORIUM-I	24	24
AUDITORIUM-II	24	24

At the bottom of the table, there is a pagination control showing "1 2 3 4 5 6 7 8". The Windows taskbar at the bottom shows the Start button, several open applications including MSN India, epari (Running), del-exam-regn.JPG, e.doc - Microsoft Word, and the current page. The system clock shows 10:51 AM on a local intranet.

Allotment

This unit of software enables you to make allotments of thousands of USN's automatically with room seating arrangements. This allots the USN's to each room provided by the college and also marks the seat numbers for the students. The key strength of this module is that; this will allow user allot different subjects to each room, to conduct a non-malpractise examinations.

ADMINISTER APPLICATION ALLOTMENT INFORMATION CREDENTIALS EXTRAS ADMISSIONS WALKOUT

ROOM LIST ROOM ALLOTMENT AB MARKING

Course:

Exam Term:

Batch:

Semester:

Cycle: Phy Che

Sub Code:

No of USN's:

Side A Side B USN-A USN-B

Side A Side B Total = A + B

room_name	capacity
AL301	24
AL302	24
AL303	24
AL304	24
AL305	24
AL306	24

February 2011

Su	Mo	Tu	We	Th	Fr	Sa
30	31	1	2	3	4	5
6	7	8	9	10	11	12
13	14	15	16	17	18	19
20	21	22	23	24	25	26
27	28	1	2	3	4	5
6	7	8	9	10	11	12

Room Available Room Selected

Room Cap Total Cap

SELECT ROOM DELETE ROOM GO DO ALLOT RESET ALL REMOVE ALLOT SHIFT ALLOT RESET ROOMS

AB Marking

This unit of software enables you to mark the absentees and presentees of the subject of the examination per day basis. And generaes instantly the Absent Reports and Present Reports to submit to VTU.

Microsoft Internet Explorer window showing the AB Marking interface. The address bar displays `http://localhost:4367/epari/abmark.aspx`.

The interface includes a navigation menu with options: ADMINISTER, APPLICATION, ALLOTMENT, INFORMATION, CREDENTIALS, EXTRAS, ADMISSIONS, WALKOUT. Below this is a sub-menu with ROOM LIST, ROOM ALLOTMENT, and AB MARKING.

The main area contains a calendar for February 2011, exam details (Exam Term, Exam Time, Course, Batch, Semester, Cycle), and input fields for "Add USN to the Subject Code" and "Subject Name of the Subject Code".

A table with five columns is present: Subject Code, USN's Appeared, Selected USN's, Present USN's, Absent USN's.

On the right, there is a vertical toolbar with buttons: SELECT USN, REMOVE USN, MARK ABSENT, LIST PRESENT, LIST ABSENT, A - FORM, JOIN USN, MARK PRESENT, and RESET ALL.

The Windows taskbar at the bottom shows the Start button, several open applications (MSN India - Hotmail, epari (Running) - Mic..., allotment.JPG - Paint, e.doc - Microsoft Word, Untitled Page - Mi...), and the system clock at 10:52 AM on 10/12/2010.

Information (Report)

Subjectwise

This unit of software enables you to generate the subjectwise USN list for the examination.

The screenshot shows a PDF document titled "student_internal_marks[1].pdf" in Adobe Reader. The document content is as follows:

SIDDAGNAGA INSTITUTE OF TECHNOLOGY, TUMKUR-572103
Jan2011 Odd/ Even Summer Examination

Semester : 1 2007 Date
Sub Code : ARC11 Time
Sub Name : ARCHITECTURAL DESIGN-I
Dept Name: BACHELOR OF ARCHITECTURE

15I10AT001	15I10AT002	15I10AT003	15I10AT004	15I10AT005	15I10AT006
15I10AT007	15I10AT008	15I10AT009	15I10AT010	15I10AT011	15I10AT012
15I10AT013	15I10AT014	15I10AT015	15I10AT016	15I10AT017	15I10AT018
15I10AT019	15I10AT020	15I10AT021	15I10AT022	15I10AT023	15I10AT025
15I10AT026	15I10AT027	15I10AT028	15I10AT029	15I10AT030	

The screenshot also shows the Adobe Reader interface with a menu bar (File, Edit, View, Document, Tools, Window, Help), a toolbar with navigation and search icons, and a Windows taskbar at the bottom with various open applications and the system clock showing 10:52 AM.

Candidate List

This unit of software enables you to generate the complete Candidate List of Course. This give a look of the Exam Details, Student Details for the examination.

Siddaganga Institute Of Technology Tumkur-572103
Jan 2011 Odd Semester Examination - CANDIDATE

Total Students: 109

USN	Student Name	Gender	Category	Sem	Sub Code	Batch (Cycle)
1SI07AT001	DEEPAK DIWAN	FEMALE	GM	7	ARC71 ARC72 ARC74 ARC76 ARCE71-1	2007
1SI07AT002	DEEPTI V	F	GM	7	ARC71 ARC72 ARC73 ARC74 ARC75 ARC76 ARCE71-1	2007
1SI07AT003	DEVIPRASAD B K	MALE	GM	5	ARC510 ARC52 ARC55 ARC57 ARC58 ARC59	2007
1SI07AT004	FAZIL MOIDUNNY	MALE	GM	7	ARC71 ARC72 ARC73	2007

Certificates

This unit of software enables you to generate the PDF' based various Certificates like Character, Bonafide, Course Completion etc.

